



PRINCE GEORGE COUNTY 2021 ANNUAL REPORT

SOCIAL SERVICES



Prepared by: Bertha H. Judge
Director

Welcome to Social Services

Prince George Social Services serves as the local agency under the Virginia Department of Social Services (VDSS) to provide services for the citizens of Prince George County. VDSS Mission and Vision are: *“To design and deliver high-quality human services that help Virginians achieve safety, independence and overall well-being”* and *“A Commonwealth in which all Virginians have the resources and services they need to shape strong futures for themselves, their families and their communities”*. In support of Prince George County’s Mission: *A Global Community Where Families Thrive and Prosper*, Prince George DSS strives to empower citizens to become self-sustaining.

The department administers the following mandated programs and services to the citizens of Prince George County:

Benefit Programs: TANF (Temporary Aid to Needy Families) SNAP (Supplemental Nutrition Assistance Program), VIEW and Workforce Assistance, Child Care, Medical Assistance (known as Medicaid).

Child Welfare and Adult Services: Auxiliary Grant, Foster Care, Adoption, Family Preservation and Support Services, Adult Services, Adult Protective Services, Child Protection Services, and Prevention Services.

Prince George DSS thanks the Board of Supervisors, County Administration, our community partners and the citizens of Prince George County for their continued support as we serve citizens.

New Staff Joined Our Team In 2021



Justina Rose
Benefit Programs Supervisor



Akida Mayfield
CPS Supervisor



Charnele McRae
Case Manager



LaShae Sykes, Case Manager



Deanna Edwards, Case Manager



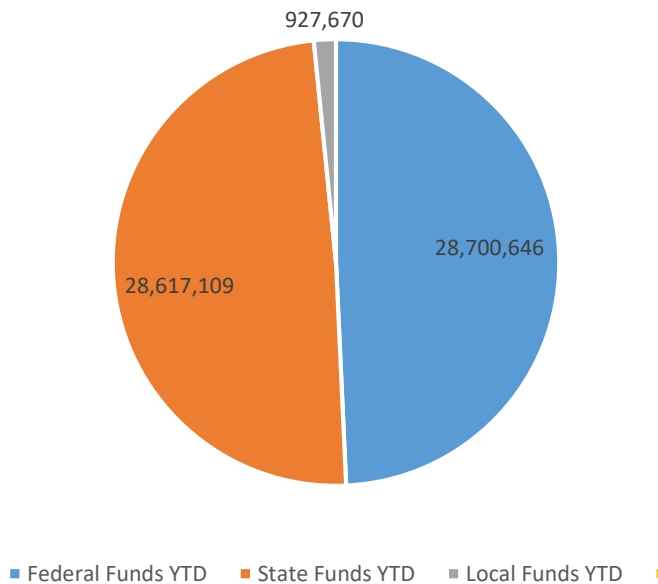
Tiera Jones, Benefit Programs

Prince George County Demographics

Benefits Received by Prince George Citizens

Statewide Benefits Payments	Federal Funds YTD	State Funds YTD	Local YTD
Children's Services Act (CSA)	0	1,376,398	839,420
Medicaid Benefits	26,813,602	26,725,352	88,250
Supplemental Nutrition Assistance Program (SNAP)	7,434,087	0	0
State & Local Health ⁵			
Energy Assistance	182,530	0	0
TANF/TANF UP	80,260	132,947	0
FAMIS (Total Title XXI Expenditures) ⁸	1,474,919	349,573	0
Child Care (VACMS) ⁶	141,901	32,839	0
Refugee Assistance ⁷			
	\$ 28,700,646	\$ 28,617,108	\$927,670

State Wide Benefit Payments



Comprehensive Services Act

The Children's Services Act (CSA) is a law enacted in 1993 that establishes a single state pool of funds to support services for eligible youth and their families. State funds, combined with local community funds, are managed by local interagency teams who plan and oversee services to youth.

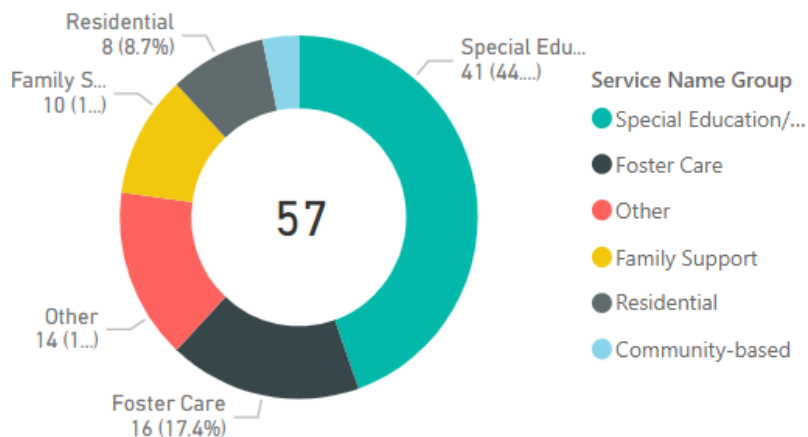
In the 2021 fiscal year, CSA served over 14,500 children and families in the 133 cities and counties in the Commonwealth. With a combined state and local budget of over \$435 million, CSA is a major contributor to supporting the system of care in Virginia. We are proud partners with state agencies, local government, public and private service providers, and parents and families in improving lives and communities.

The CSA website is one part of the effort at Office of Children's Services (OCS) to provide the highest quality information and support to the public. The OCS site contains a wealth of materials and is a valuable resource. <http://www.csa.virginia.gov/>

Prince George Families:

57 eligible at-risk children and their families were served through the Children's Services Act (CSA) for FY 20. Total spent \$2,002,130. The local match is \$37.16%.

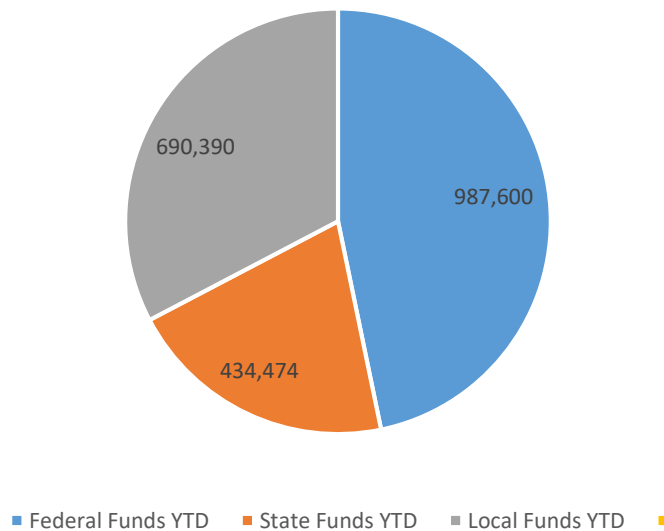
- 50% Special Education (students with disabilities in private day placements)
- 39.29% Foster Care (regular foster home/ therapeutic foster care placements)
- 10.71% Child in Need of Services (CHIN)/ Foster Care Prevention (Residential/group home)



DSS Reimbursable Operations Costs

Prince George DSS	Federal Funds YTD	State Funds YTD	Federal/ State YTD	Local Funds YTD	Total Reimbursable YTD
Staff & Operations No Local Match	73,318	52,056	125,374	0	125,374
Staff & Operations Base Budget	654,084	381,549	1,035,634	190,162	1,225,795
Staff & Operations Pass Through	258,273	0	258,273	499,716	757,989
Overtime	1,925	869	2,793	512	
Subtotal: Staff, Administrative and Operational Overhead Cost	\$ 987,600	\$434,474	\$ 1,422,074	\$ 690,390	\$ 2,109,158

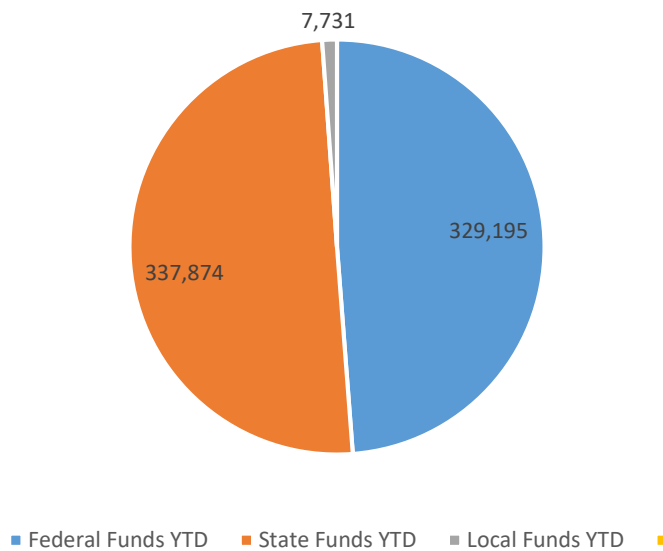
Prince George DSS



Funds to Support Foster Children & Families

Benefit Payments to Clients	Federal Funds YTD	State Funds YTD	Federal/ State YTD	Local YTD	Total Reimbursable YTD
Auxiliary Grant	0	30,926	32,086	7,731	38,657
IV-E - Foster Care	108,886	84,861	169,481	0	193,747
IV-E - Adoption Assistance	217,315	170,197	325,914	0	325,914
Fostering Futures Foster Care Assistance	2,966	2,312	10,194	0	5,278
Special Needs Adoption	0	49,551	48,480	0	49,551
TANF Manual Check	28	27	55	0	55
Total	\$ 329,195	\$ 337,874	\$ 586,210	\$ 7,731	\$ 613,202

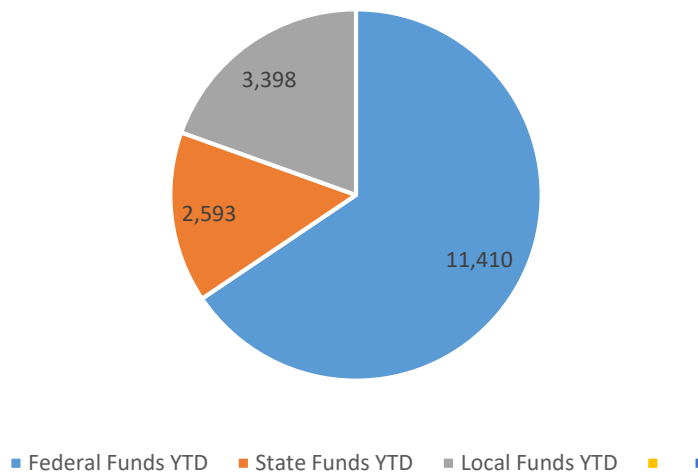
Benefit Payments to Clients



Client Services Purchased by LDSS

Client Services Purchased by LDSS	Federal Funds YTD	State Funds YTD	Federal/ State YTD	Local YTD	Total Reimbursable YTD
Family Preservation (SSBG)	1,971	12	1,983	364	3,748
Child Welfare Substance Abuse Svcs	0	2,115	2,115	388	3,892
Adult Services	1,548	0	1,548	387	1,415
Independent Living Program - Basic Allocation	184	46	230	0	701
Respite Care for Foster Families	421	759	1,180	0	1,680
Family Preservation / Support - Purch Serv	7,712	977	8,689	1,594	14,937
VIEW	134	1,196	1,330	244	18,563
Non-View Repayment of VACMS	(347)	0	(347)	0	304
VIEW Repayment of VACMS	(2,511)	(2,511)	(5,021)	0	(62)
Adult Protective Services	2,297	0	2,297	421	4,969
Subtotal: Client Services Purchased by LDSSs	\$ 11,410	\$ 2,593	\$ 14,004	\$ 3,398	\$ 17,402

Client Services Purchased by LDSS



Direct Service Data:

Child Protective Service (CPS)

300 Child Protective Service (CPS) referrals alleging abuse/ neglect of children were received

124 accepted CPS referrals were investigated or assessed

- 49% physical neglect
- 29% physical abuse
- 2% medical neglect
- 8% mental abuse/ neglect
- 7% sexual abuse
- 5% multiple allegations

In-Home Prevention Services

On July 1, 2021, a new position was implemented for In-Home Services in alignment with the Family First Prevention Services Act. The role of the new case manager is to provide resources and services to families that prevent entry into foster care and help children remain safely in their homes or with relative/kin caretakers.

- Since July 2021, we have opened up six in-home cases.

Adult and Adult Protective Service (APS)

- Adult Protective Services: 99 reports received alleging abuse, neglect or exploitation of adults -93 were investigated and 6 were screened out. This remained consistent with 2020.
- Adult Services: 1 adult received Adult Services. Due to COVID, there was a shortage of agency approved companion providers. Additionally, many older adults were reluctant to have providers enter their home.
- Guardianship Assistance: 7 referrals received with 46 ongoing clients remaining open at the close of the calendar year.
- Medicaid Screenings for Personal Care / Adult Living Facilities / Nursing Homes: 96 screening requests were received. 92 screenings completed and 4 screenings not completed because clients were not available or no longer interested. This is a 43% increase from 2020.

Foster Care and Adoption

Foster Care: 23 children served, 10 children exited the foster care system: 1 youth was emancipated and 9 children were adopted.

- Adoption: 39 children received adoption assistance

Benefit Program Services

Due to the pandemic, there has been an increase in the number of citizens served.

- Medicaid – 4528 cases with 9110 clients served.
- Supplemental Nutritional Assistance Program (SNAP) – 1496 applications processed - an average of 1803 households served monthly.
- VIEW / Employment Services – Average of 57 participants working with monthly earnings averaging \$9.50 /hr.
- Temporary Assistance to Needy Families (TANF) – 182 applications processed – an average of 57 households served monthly.
- Auxiliary Grants - four cases. Four customers left the program due to leaving the facility or deceased.
- Child Care Assistance - 140 applications, 43 families served, 50 children. These cases are reduced due to the impact of COVID-19 causing daycares to close and customers loss of employment.
- Energy Assistance:
 - Fuel - 184 applications - 93 approved
 - Crisis - 62 applications
 - Cooling - 231 applications, 91 pre-approved
 - Energy Share - 95 applications processed, \$35,853.33 issued in benefits. The requests for energy share assistance was decreased due to COVID-19 and other federal assistance programs, (hold on disconnection of electrical services, the implementation of State COVID program, the supplemental fuel assistance, and assistance offered through the CARES Act).

Administration

These services support the agency operations, customer service, fiscal services, fleet and facility management.

- Commonhelp – Administrative staff cleared **1904** online applications for Medicaid, SNAP, and TANF and **428** for Energy Assistance Programs. Staff keyed and registered an additional **72** paper applications.
- Administrative staff issued **709** Electronic Benefit Cards (EBT) directly to customers.
- IT Systems – Administrative staff managed **326** IT related issues including refresh of computers and laptops; replacements of printers and scanners; and security authorizations and resets. County IT assist with certain local software, access or hardware issues. Other IT issues are managed in-house or a ticket is requested for State support.
- Assisted and completed fiscal audits with county auditors with no negative findings.

Thanksgiving / Christmas Giving

Prince George DSS is proud to partner with members of the community to assist needy families around the holidays.

Due to the generous donations from our community partners and employees, sixty-six families were provided meals and gifts for children.

Thanksgiving Food Assistance (23 families)

Christmas Food Assistance (17 families)

Christmas Gift Assistance (26 families)



Donors

Sacred Heart

Union Branch Baptist Church

Providence Baptist Church

Prince George Christian Church

Life Evac Med Flight

Jill Ellis

Family Advocacy Program

Continental Societies Inc.

Lori Robertson

Bernard Walker

PG Professional Fire Fighters Association

Santa Claus at Oakland Baptist Church

Thank You!

Department of Social Services Visitation Room refreshed by Destination Church

On July 15, 2021, Destination Church in conjunction with Partnership International, a mission based organization, gave the visitation room at Social Services a much-needed facelift. A team of six volunteers painted the room, including a chalkboard wall to make the room more inviting for children and families. The team also refreshed the toy and book selection in the room.

Family services staff utilize the visitation room to interview children and families, as well as provide a safe place for supervised visitation for foster children with their biological families. Because the children and families have experienced a traumatic event, it is important that the agency provides a welcoming environment to promote engagement, emotional well-being and respects families of different cultures and backgrounds. The children will be able to draw on the chalkboard, which often helps children better express what they are feeling and experiencing.

Social Services is grateful for the strong partnership with Destination Church and look forward to the continued support of the children and families we serve.



Committees and Boards on Which Staff Partner

- Case managers work on various committees such as: Policy Advisory, Prevention Advisory, Safety, Tri-City Alzheimer Assoc. and CSA Steering Committee.
- Case Managers provide educational trainings within the agency and community to raise awareness of child abuse/neglect and enhance reporting within the community
- Prince George Triad
- Smart Beginnings
- Local Emergency Planning Committee (LEPC)
- Hopewell / Prince George Community Health Center
- Prince George Public Schools Health Advisory Committee
- Prince George Family Assessment & Planning Team (FAPT)
- Prince George Community & Policy Management Team (CPMT)
- Garrison Commander’s Family Advocacy Committee (Fort Lee FAP)
- Virginia League of Social Service Executive; BPRO – Virginia Benefits Program Organization; POSSESS-Partnership of Office Services Support Employees in Social Services
- Prince George Multi-Disciplinary Team (MDT)
- South-Central VA Re-entry & Community Collaboration Council
- Child Protective Services Policy Advisory Committee
- Southside Trauma Informed Network and Greater Richmond Trauma Informed Care Network (TICN)-Brief Screening Tool Committee
- Prince George Multi-Disciplinary Team (MDT)

Social Services Administrative Board

Jeffrey Stoke, Chairman, Interim County Administrator

Social Services Advisory Board FY 2021

Kimberley Wilson, Chairman	Advisory Board of Social Services
Charlotte Seibert, Vice Chair	Advisory Board of Social Services
Jean Grim, Member	Advisory Board of Social Services
Ruth Parham, Member	Advisory Board of Social Services
Stacey Everett, Member	Advisory Board of Social Services

Prince George Department of Social Services is staffed by 28 full-time and 2 part-time employees who are dedicated to serving the citizens of Prince George County.